



让梦想高飞，儿童无伤害

2012.6

—儿童伤害预防倡导

Safe Kids No Injury



中国疾病预防控制中心
慢性非传染性疾病预防控制中心

NATIONAL CENTER FOR CHRONIC
AND NONCOMMUNICABLE DISEASE
CONTROL AND PREVENTION CHINA CDC

全球儿童安全组织

SAFE KIDS WORLDWIDE(CHINA)

(此报告由美国强生公司支持)

SPONSORED BY *Johnson & Johnson*

孩子的梦想

我的梦想是帮妈妈做事情，帮外婆做事情，自己的事情自己做。(图1)

我的梦想是做一名医生。(图2)

我长大以后想当一名画家!(图3)



傅昶玮小朋友(图1)



陆尹思衡小朋友(图2)



尹艺澄小朋友(图3)



李奕睿小朋友(图4)

家长的梦想

孩子将来做什么并不重要，重要的是有爱心、有责任心、有创造力。(图4)

给予他空间、自由，让他自己发展，让梦想成真。(图5)

我们的使命

消除儿童伤害 让孩子的梦想高飞



邬浚喆小朋友(图5)

儿童伤害是可以预防的

2008年，世界卫生组织和联合国儿童基金会共同发布了《世界预防儿童伤害报告》。报告指出：每天在全球有2000多名儿童死于非故意或故意伤害，世界各地有数以千计的受伤儿童就医，往往留下终身残疾^[1]。报告同时指出：如果在世界各地采用已证明为行之有效的预防措施，每天至少可以挽救1000名儿童的生命^[1]。可见伤害是可以预防的，如果我们共同努力。

在中国，每年有近50,000名0-14岁儿童因伤害而死亡，是0-14岁儿童死亡的首要原因^[2]。我们针对儿童伤害预防的努力，可以不断地改善儿童的健康状况。



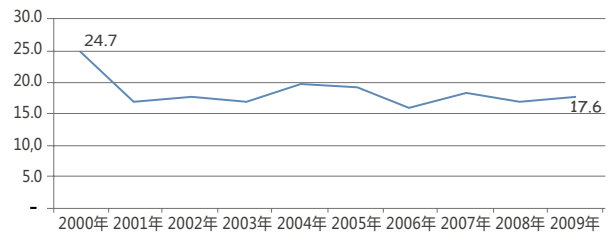
一、中国儿童伤害流行状况

1. 十年间，儿童伤害死亡率稳中有降。

- 从2000年到2009年，中国儿童伤害死亡率从24.7/10万下降到17.6/10万，下降了28.5%，相当于拯救了近29,000名儿童的生命。

中国十年来居民生活条件的不断提高，教育的普及，特别是城市居民居住条件的明显改善，对此可能起到了积极的作用。

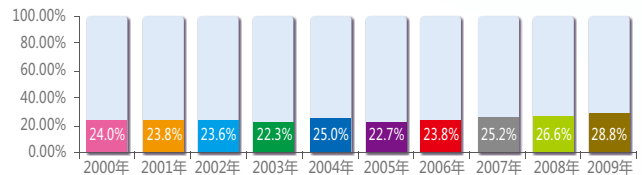
中国0-14岁儿童伤害死亡率（1/10万）



2. 十年间，伤害仍是儿童死亡的首位原因。

- 十年间，0~14岁儿童伤害死亡占有所有死亡的构成比从22.3%到28.8%不等，近5年此比例略有上升，如2005年儿童伤害死亡占有所有死亡的22.7%；而2009年儿童伤害死亡占有所有死亡的28.8%。

中国0-14岁儿童伤害死亡在总死亡中的构成（%）


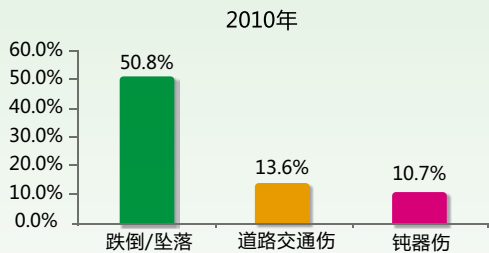
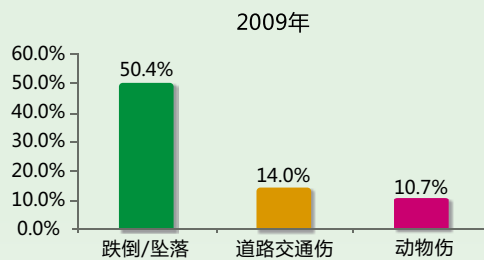
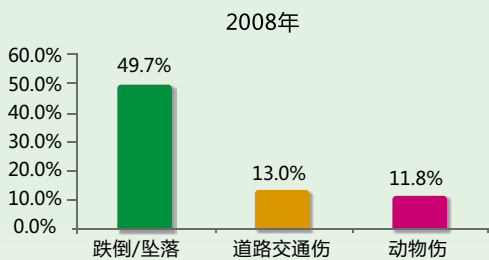
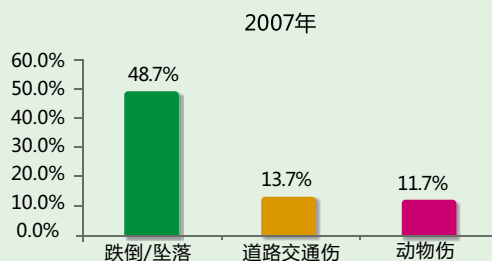
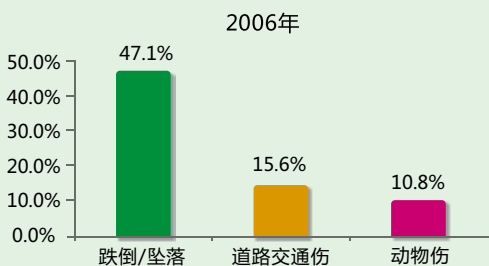


图中显示的中国0-14岁儿童伤害死亡率和伤害死亡占总死亡的构成比是根据2000~2010年中国卫生统计年鉴中0-14岁儿童各年龄段伤害死亡率，结合2000~2010年中国人口统计年鉴中0-14岁儿童各年龄段人口数，估算得到的。

全国伤害监测系统是由全国31个省/自治区/直辖市和5个计划单列市的43个县/区的127家哨点医院构成的以门急诊为基础的
伤害监测系统，监测对象是哨点医院门急诊伤害首诊病例，分析结果可以反映哨点医院门急诊伤害病例中的构成情况。

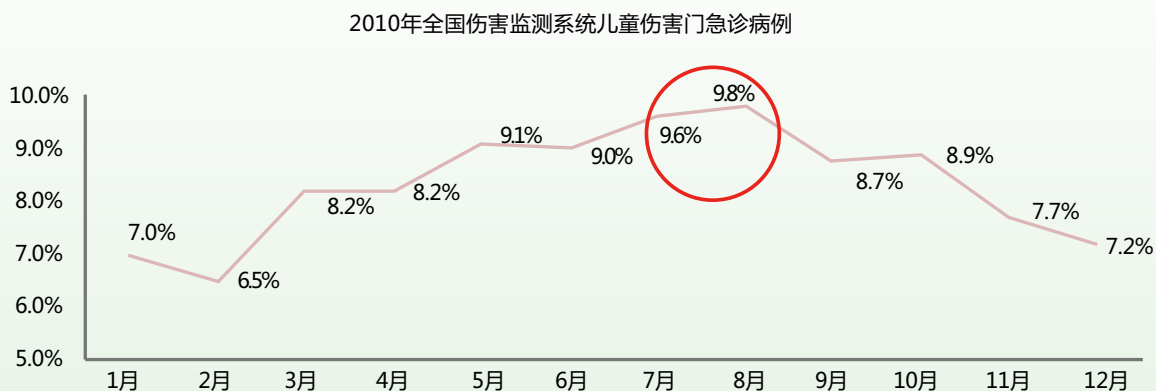
3. 近5年来，跌倒/坠落和道路交通伤害病例在全部伤害病例中所占比例始终排列在前两位。

- 2006~2010年全国伤害监测系统收集的儿童伤害门急诊病例中，跌倒/坠落和道路交通伤害病例所占比例始终排列在前两位。



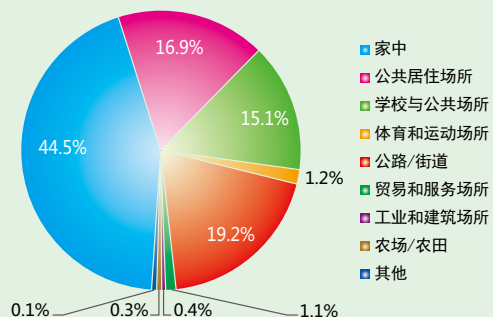
4. 季节性趋势：7~8月高发。

- 2010年全国伤害监测系统收集的儿童伤害门急诊病例中，7~8月伤害病例较多，占全年伤害病例的19.4%。



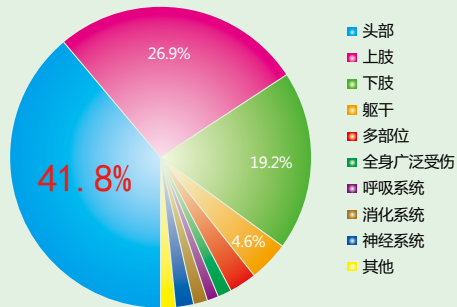
5. 伤害发生的地点：家中伤害发生最多。

- 2010年全国伤害监测系统收集的儿童伤害门急诊病例中，家、公路/街道、公共居住场所是伤害发生的主要地点，分别占伤害发生的44.5%、19.2%、16.9%。家中伤害发生最多，占44.5%。



6. 伤害的部位：头部受伤最多。

- 2010年全国伤害监测系统收集的儿童伤害门急诊病例中，41.8%的病例是头部受伤。



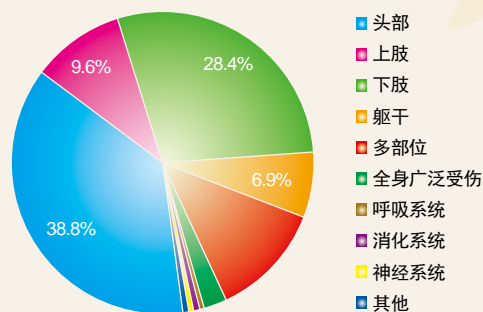
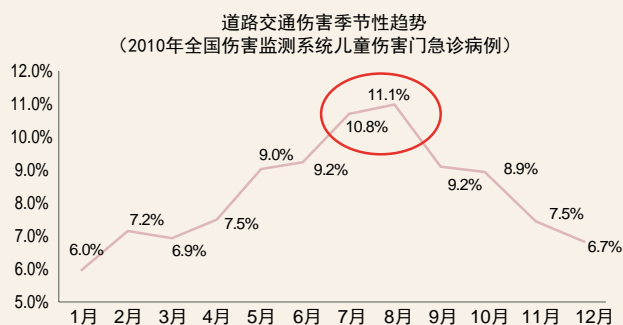
7. 伤害发生时的活动：休闲活动时，伤害发生最多。

- 休闲活动是伤害发生时的主要活动，占伤害发生的72.7%。

二、中国儿童五类伤害的流行状况

1) 道路交通伤害: 2010年全国伤害监测系统收集的儿童道路交通伤害门急诊病例中, 7~8月发生的最多。

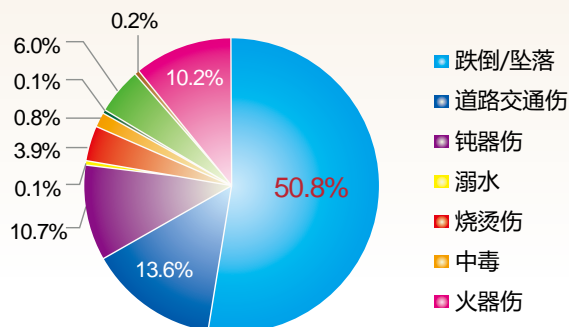
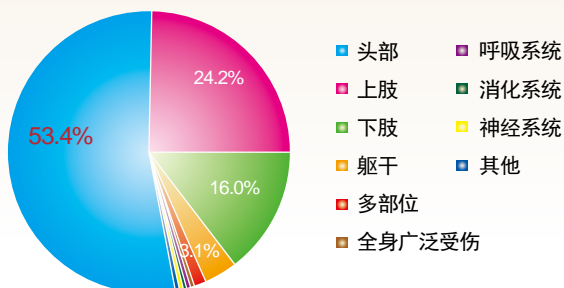
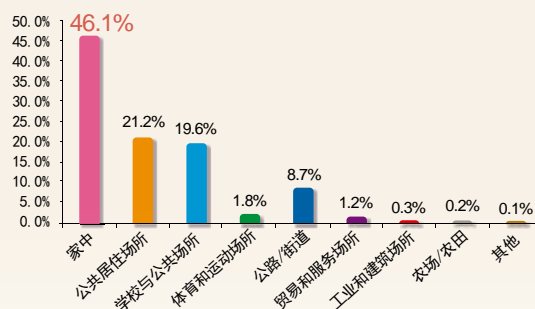
- 7~8月高发, 占全年的21.9%。
- 头部和下肢受伤最多, 分别占38.8%和28.4%。



2) 跌倒/坠落:

2010年全国伤害监测系统收集的儿童伤害门急诊病例中有一半的伤害原因为跌倒/坠落。

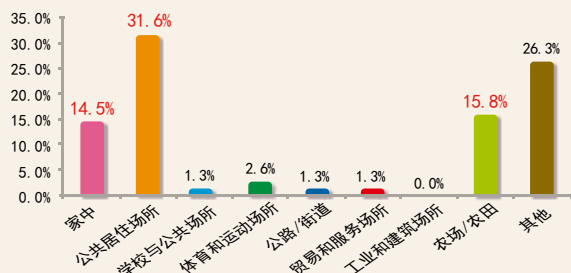
- 家中发生近一半
- 头部伤占一半



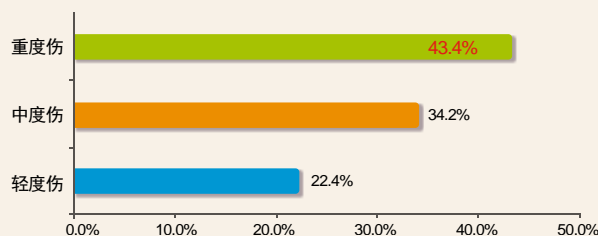
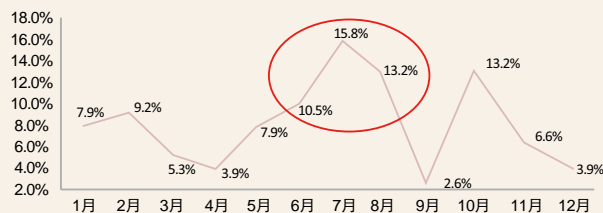
3) 溺水：

2010年全国伤害监测系统收集的儿童溺水门急诊病例中，6~8月发生的最多，占有病例的39.5%。

- 家、公共居住场所、农场/农田都是儿童溺水的好发场所。
- 重度伤所占比例最高，重度伤占43.4%。

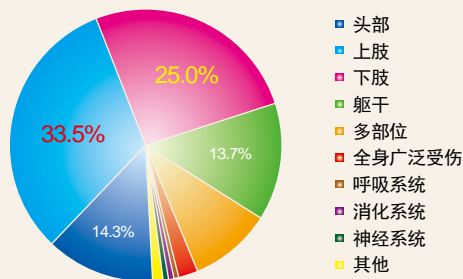
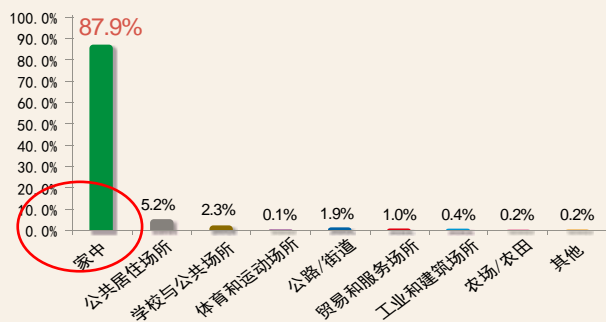


溺水发生的季节趋势



4) 烧烫伤：2010年全国伤害监测系统收集的儿童烧烫伤门急诊病例中，87.9%发生在家中。

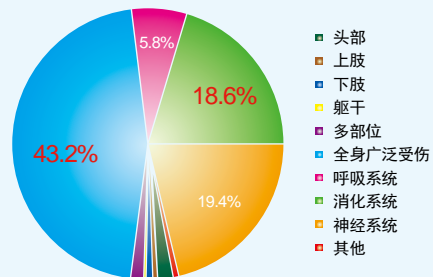
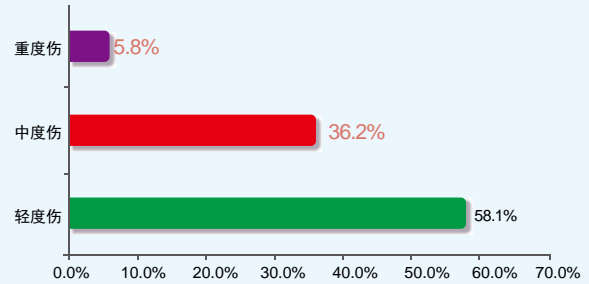
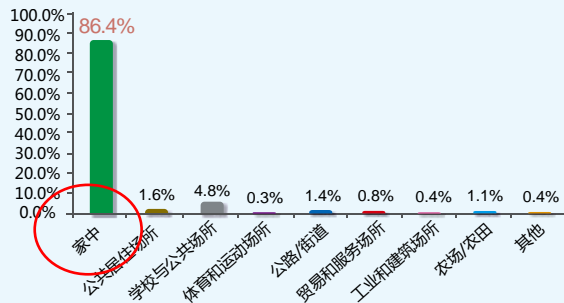
- 近9成烧烫伤发生在家中。
- 主要伤及部位为上下肢，占58.5%。



5) 中毒 :

2010年全国伤害监测系统收集的儿童中毒门急诊病例中, 86.4%发生在家中。

- 消化系统和全身广泛受伤占61.8%。
- 中重度伤害, 占42.0%。



注:

[1] 引自“世界卫生组织”
<http://www.who.int/mediacentre/news/releases/2008/pr46/zh/index.html> 2008年12月10日

[2] 引自: “全球儿童安全组织”
<http://www.safekidschina.org/research.html> 2011年5月20日

面对儿童伤害, 让我们行动起来!

道路交通伤害与预防

伤害: 每天, 全球有720个孩子死于道路交通事故。

预防: 安全带、头盔、儿童汽车座椅、自行车道和人行道、日间行车灯、限速、饮酒和驾驶的法规, 及驾驶者有驾照将预防道路交通伤害。

行动:

教孩子一句话: 车后我不玩。



跌落伤害与预防

伤害: 每天, 全球有130个孩子死于跌落伤害。

预防: 窗户护栏、运动场设施标准和为儿童特别设计的产品将预防跌落。

行动:

教孩子一句话: 我不是小鸟, 我不会飞翔。



溺水与预防

伤害: 每天, 全球有480个孩子死于溺水。

预防: 救生衣、泳池护栏、水患处的遮盖和急救将预防溺水。

行动:

教孩子一句话: 妈妈, 看护我嬉水。



烫伤与预防

伤害: 每天, 全球有260个孩子死于烫伤。

预防: 烟雾报警器、儿童防护式打火机和热水温度调节器将预防烫伤的发生; 同时专门的烫伤中心可降低烫伤的严重性。

行动:
教孩子一句话: 打火机不是玩具。



中毒与预防

伤害: 每天, 全球有125个孩子死于中毒。

预防: 有毒物质的安全储存、儿童的防护性包装、药品以非致命性剂量的分发和中毒控制中心的设立将预防中毒的发生。

行动:
教孩子一句话: 我先问再尝。



以上伤害和预防信息来自 WHO、UNICEF 和 SKW 海报

Child Injuries Are Preventable

In December 2008, The World Health Organization and UNICEF issued a World Report on Child Injury Prevention. According to the report, more than 2000 children die every day as a result of unintentional or accidental injuries. Every year, tens of millions more worldwide are taken to hospitals with injuries that often leave them with lifelong disabilities^[1]. However, the report also concludes that if proven prevention measures were adopted everywhere, at least 1000 children's lives could be saved every day^[1].

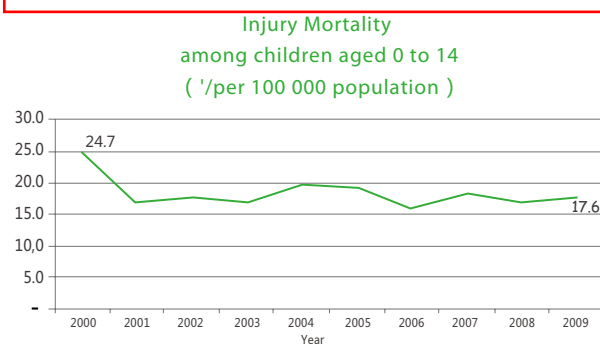
In China, nearly 50,000 children aged 0 to 14 die from injury every year, which is the leading cause of death among children aged 0 to 14^[2]. Fortunately, the efforts on injury prevention promotion are helping children away from injuries.



Child Injury in China

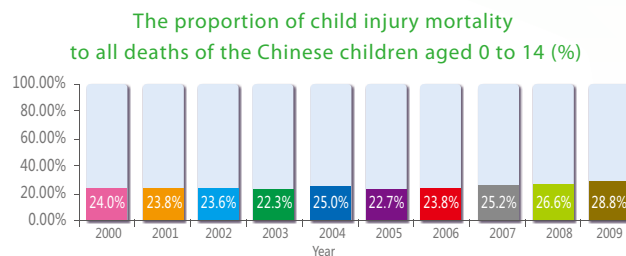
1. Child Injury in China (2000 - 2009) :

- From 2000 to 2009, the injury mortality among Chinese children decreased from 24.7 per 100 000 to 17.6 per 100 000 population (a 28.5% decrease). This is equivalent to saving the lives of nearly 29,000 children.



2. Injury continues to be the leading cause of death for children aged 0 to 14 :

- In the past decade, death from injury among children aged 0 to 14 years was the leading cause of death, ranging from 22.3% to 28.8%. In recent 5 years, this proportion has shown a slight upward trend. In 2005, child injury deaths accounted for 22.7% of all deaths, while they accounted for 28.8% of all deaths in 2009.

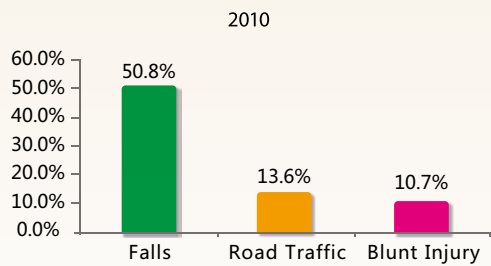
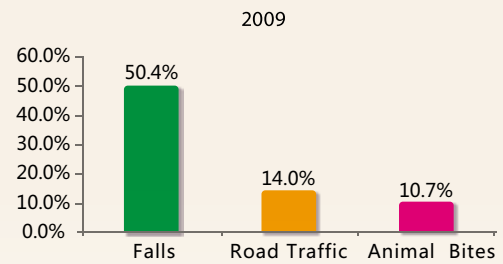
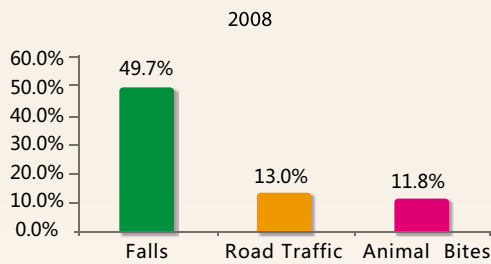
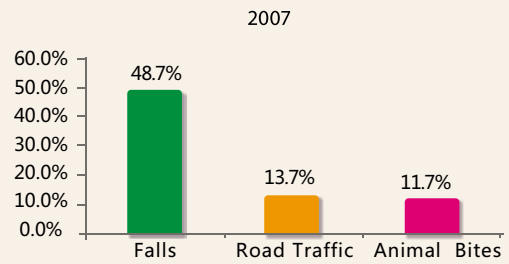
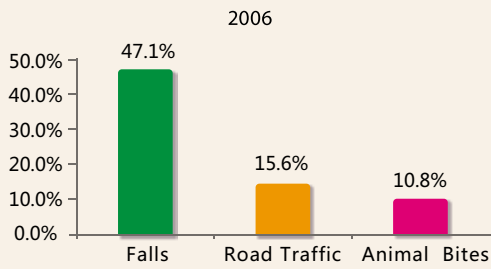


The above data was an estimation based on injury mortality of children in each age group (0 to 14 years old) in The China Statistical Yearbook of the Ministry of Health (2000 to 2010) and the population of children in each age group (0 to 14 years old) in the China Population Statistics Yearbook (2000 to 2010)

The following is based on the National Injury Surveillance data from 127 hospitals nationwide that was analyzed to understand the cause of injury for outpatient and emergency visits.

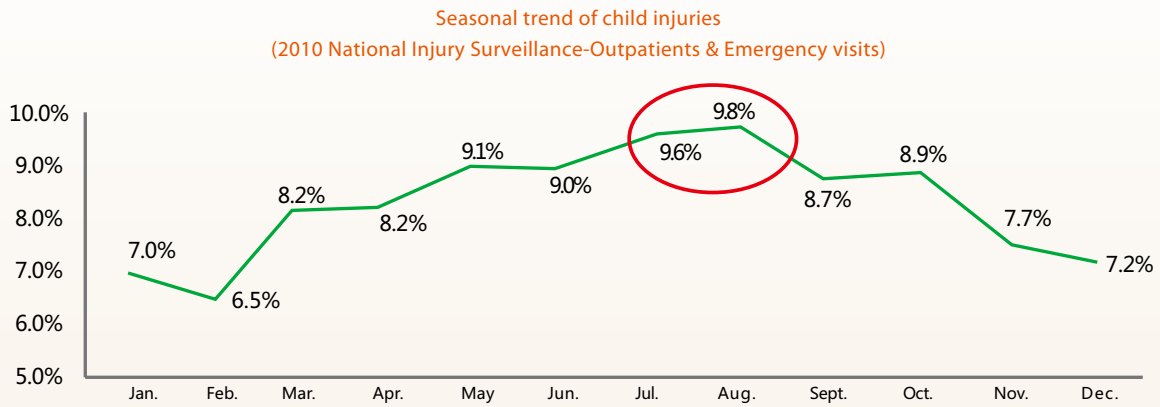
3. LEADING INJURIES:

Falls and Road Traffic continued to be the leading two injuries for the past 5 years (2006 to 2010).



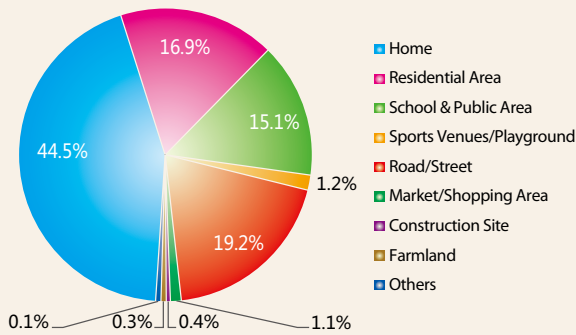
4. SEASONAL TREND:

July and August were the peak seasons of injury occurrence, accounting for 19.4% of all injuries in a year (2010)



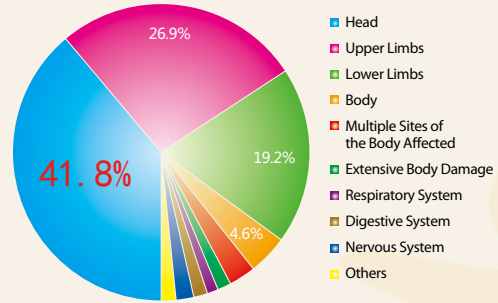
5. PLACE OF INJURY OCCURRENCE:

44.5% of the injuries occurred at home, the riskiest place for injury occurrence. While roads/streets and residential areas were 19.2% and 16.9% respectively (2010).



6. INJURY TYPE:

Head injury was the most common injury accounting for 41.8% of all injury incidences in 2010.



7. ACTIVITIES AND INJURIES:

Recreation injuries accounted for 72.7% of all injuries in 2010

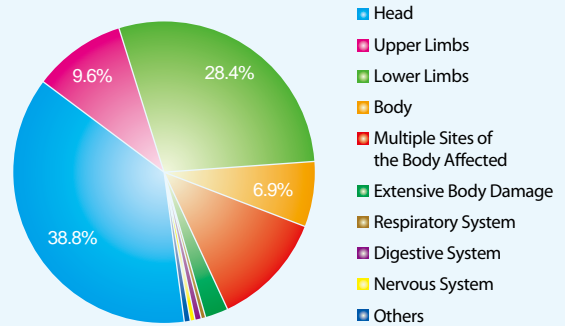
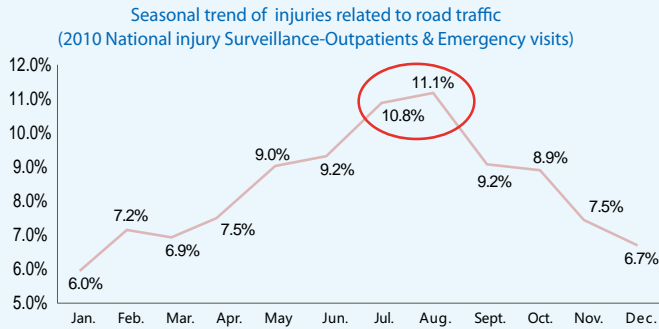
Top Five Injuries

The following is based on the 2010 National Injury Surveillance data

1) ROAD TRAFFIC:

July and August had the highest reported incidences

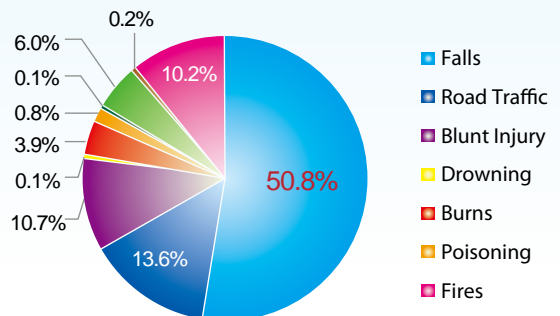
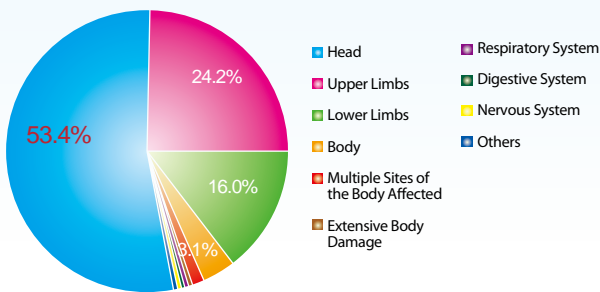
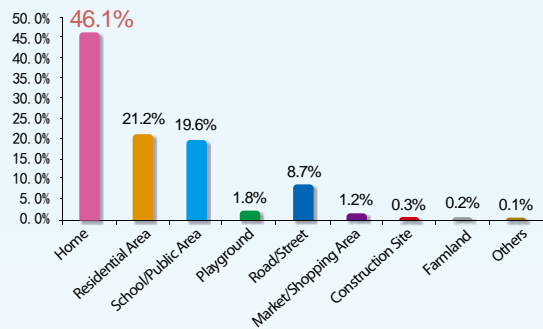
- July to August accounted for 21.9% of all injuries related to road traffic
- Injuries related to head and lower limbs accounted for 38.8% and 28.4% respectively



2) FALLS:

Falls accounted for half of all injuries

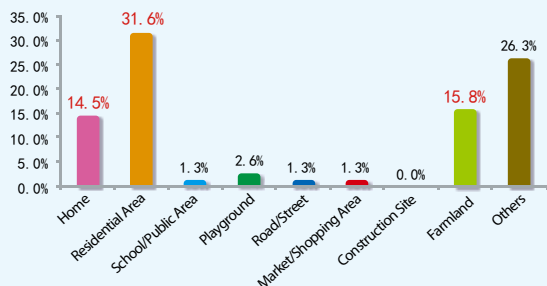
- Almost half of the falls occurred at home
- Injuries to the head occurred in almost half of all injuries related to falls



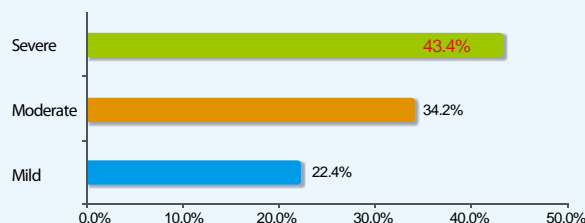
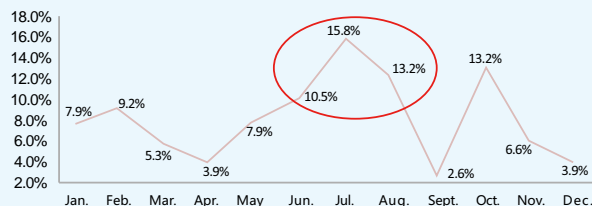
3) DROWNING:

39.5% of all drowning incidents occurred during June to August

- Home, public residential areas, and farmland were the riskiest places for drowning
- 43.4% of the drowning incidents led to severe injury



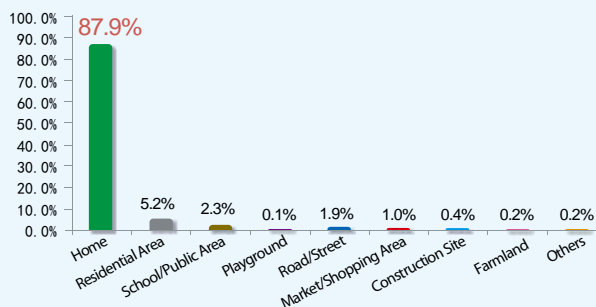
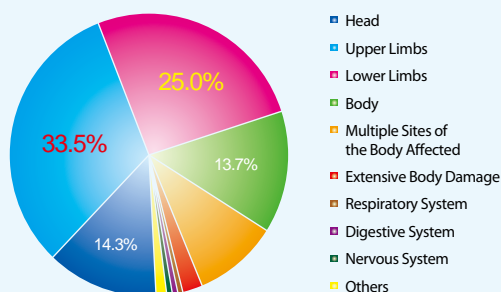
Seasonal trend for drowning



4) BURNS:

87.9% of the burns occurred at home

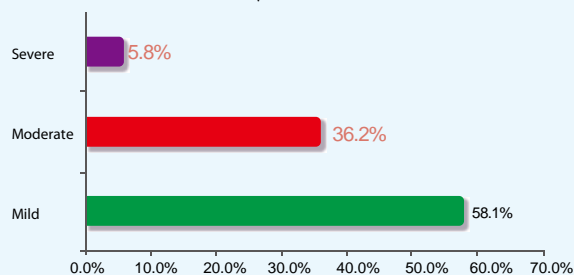
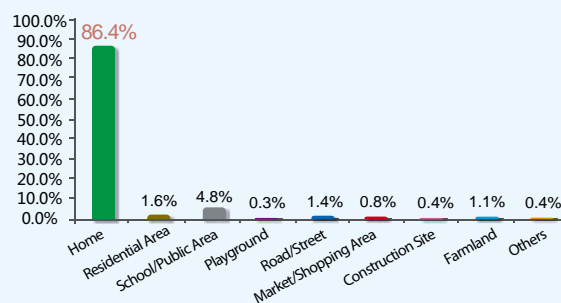
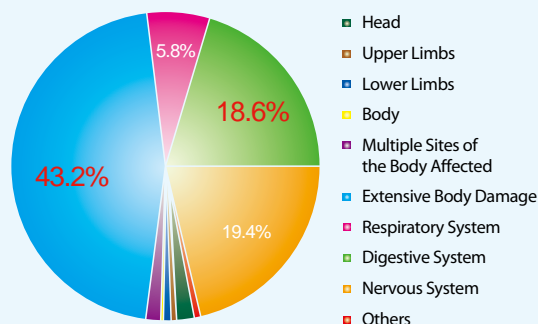
- Almost 90% of the burns occurred at home
- 58.5% of the burns were related to the upper or lower limbs



5) POISONING:

86.4% of poisonings occurred at home

- 61.8% of the poisonings were related to the digestive system and extensive body damage
- 42.0% of the poisonings were moderate or severe



Notes:

[1] World Health Organization
<http://www.who.int/mediacentre/news/releases/2008/pr46/en/index.html> December 10, 2008

[2] Safe Kids Worldwide/China
<http://www.safekidschina.org/research.html> May 20, 2011

预防儿童伤害，让我们共同努力。



中国疾病预防控制中心慢性非传染性疾病预防控制中心成立于2002年，是中国疾控中心领导下的国家级慢性病与伤害预防控制专业机构，是全国慢性病和伤害预防控制业务技术指导中心。

***There are no “accidents”,
only preventable injuries!***
没有“偶然”的事故，只有可预防的伤害！

*Martin R. Eichelberger, M.D.
Founder, Safe Kids Worldwide*

马丁博士，全球儿童安全组织创建者



“全球儿童安全组织”是致力于防范儿童意外伤害的非营利性的国际性组织，该组织通过公共的、企业的和个人的力量以慈善事业的方法和市场营销的方法来预防儿童意外伤害。SAFE KIDS Worldwide is an international network of childhood injury control programs that links the public and private sectors in effective philanthropy and cause marketing to protect children from unintentional injury.

创建支持者 Founding Sponsor: **Johnson & Johnson**
www.safekidschina.com www.safekidsworldwide.org